

**Just2easy**  
Create • Share • Learn

# At last!

A **Primary Learning Platform** that does what your school wants.



**bett**  
AWARDS 2019  
WINNER

# At last!

A **Primary Learning Platform** that does what your school wants.



## The Just2easy Toolsuite.

A radically different type of learning platform, that includes fantastic tools for student creativity.

Using cutting edge technology it works on any modern device, and can be set up for your whole school to use in minutes. It is already used in thousands of schools, everyday.

## Learning at school and at home.

We understand the importance of remote access and shared learning, and our platform ensures files, including videos, can easily be shared across the school, class, or with individual pupils. Teachers can always view and comment on pupils' work, homework can be set and assessed, and a secure messaging system allows you to stay in contact with your pupils and parents.

## Unlock pupil creativity in all subjects.

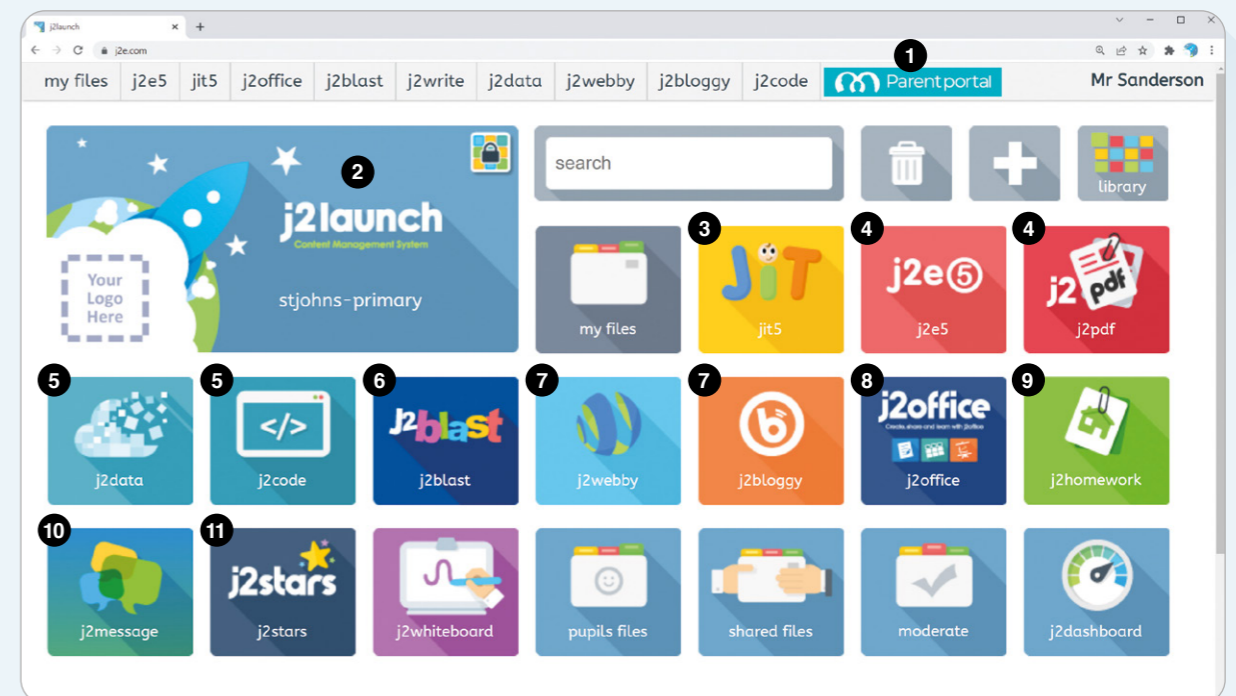
At the heart of the Toolsuite are creative tools that engage and motivate your pupils, including painting, drawing, animation, coding, video, audio, and much more. They enable pupils to explore and demonstrate their learning in a format that suits their needs.

## A safe space to learn and grow.

Each pupil has their own online portfolio, providing them with the space to create, learn, and share, with others.



# A complete set of award winning online tools for use across your whole curriculum.



|   |                            |        |    |                                   |     |
|---|----------------------------|--------|----|-----------------------------------|-----|
| 1 | Parent portal              | p23    | 7  | Website creation and blogging     | p16 |
| 2 | Content management         | p2     | 8  | Office style tools                | p18 |
| 3 | Tools for younger learners | p6     | 9  | Assign, track and access homework | p20 |
| 4 | Content creation           | p8-9   | 10 | E-safe messaging                  | p21 |
| 5 | Data and coding            | p10-12 | 11 | Pupil rewards                     | p22 |
| 6 | Game based learning        | p14    |    |                                   |     |

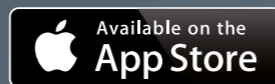


# Get set to blast off with j2launch

Content Management System

The easiest way to create, share and learn on the web.

- Motivate children to write
- Code
- Blog and publish
- Promote peer assessment
- Collaborate
- Make learning fun and creative
- Engage parents
- Provide a safe digital environment
- Provide online homework opportunities
- Create a school website
- Have unlimited storage space
- Encourage learning conversations



# Share across your school on any device.

**You now have access to your school's own virtual desktop.**

Included in the Tool Suite are a range of ICT cross curriculum tools, including a secure online file store, desktop publishing tool, stop frame animation, voting, e-safe blogging, website and file distribution system, available to everyone at home and at school.

**A Content Management system for schools.**

J2launch allows you to manage and distribute any digital resource including web applications, content and resources created in the Tool Suite. Developed by the award winning team at Just2easy it is both simple and powerful.

The user can create new documents and manage media quickly by creating a Wiki, form, adding sound, pictures and files from the online j2store via a quick wizard. Moderation and shared files are visible directly through the innovative 'launch pad' interface and Administrators have additional functionality to monitor and develop use of j2launch and the associated Tool Suite.

**Taking schools further.**

Using the launch Library the user can create a launch button for any web application or site from the list of existing buttons or by creating a new one. This one click process is easy and creates an image for the site and places it on the user's launch pad. Alternatively, an administrator might want to distribute email buttons to all staff that links to the school email system or share a variety of media to defined groups and classes.

J2launch enables schools to manage the web easily, integrating any other digital resources to develop a cloud based curriculum simply. Any time, any where!

**Now introducing video support plus file and folder sharing.**





## J2e Infant Tools for younger learners.

J2e Infant Tools (JIT5) is a set of online educational tools specifically designed for younger learners. It has a colourful and friendly feel which appeals to reception and KS1, whilst tools such as chart are useful well into KS2.



See more

# The complete infant toolkit.



### Chart.



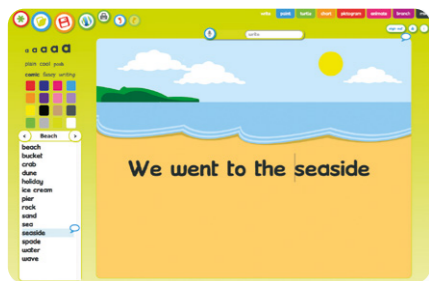
Chart gives the simplest introduction to line, block, pie, and bar charts. Simply mix one or more chart type together on the page. You will see the charts update instantly as the numbers in the table are changed.

### Pictogram.



A fun introduction to data handling. Pick from a range of topics such as colours, pets or favourite fruits then click the buttons to add or take away the relevant pictures. Draw your own pictures or select from the picture bank.

### Write.



A simple to use writing tool, ideal for stories. A choice of word banks are available to help support this age group. Children will enjoy experimenting with presentation and style. Coloured backgrounds can be chosen to aid learning.

### Paint.



Paint is an easy to use creative tool. Children can paint freely with different sizes and colours. Shapes and stamps are easily selected, as well as colourful template backgrounds, and pictures from a picture bank.

### Turtle.



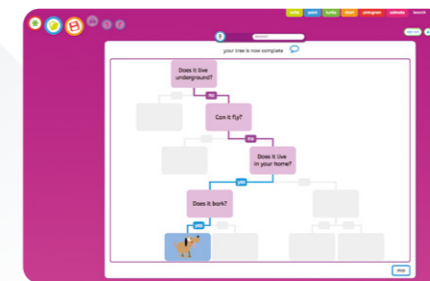
Turtle teaches children the initial concepts of direction and simple programming. Children can design their own 'turtle' and plan a route for it to follow. Fantastic nursery rhyme and adventure templates are included.

### Animate.



Animate is a tool for creating simple but exciting animations. It is a natural progression for children to draw a picture in paint, then use animate to make part of it move. Make snowflakes fall, crabs scuttle, and cars race.

### Branch.

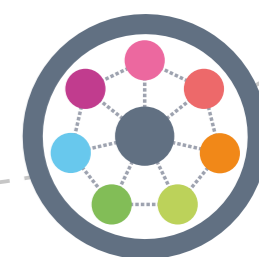

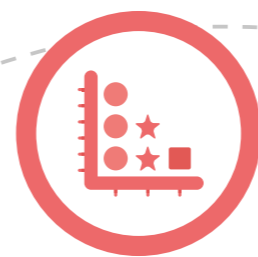


Branch brings sorting and sequencing to life by making it very simple for pupils to create their own branching database. Select a group of images or words and use yes/no questions to sort them and create a branching database.

### Mix infant e-portfolio.



Blend together any of the other tools into a mini e-portfolio. Add a picture to some text on one page, then move on to an animated story on the next, for example.



# j2e.com

Just2easy

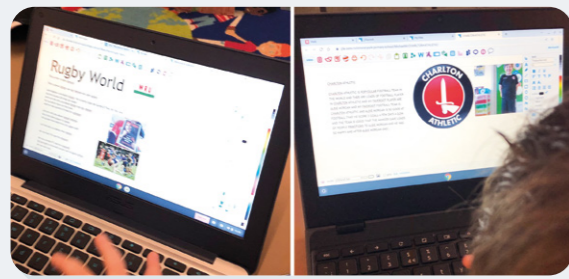
Tool Suite



## Designed for education.

j2e5 is a flexible document creation tool, designed for education. Use the screen like a sheet of "digital paper". It is easy to add text, graphics, sound, videos and links.

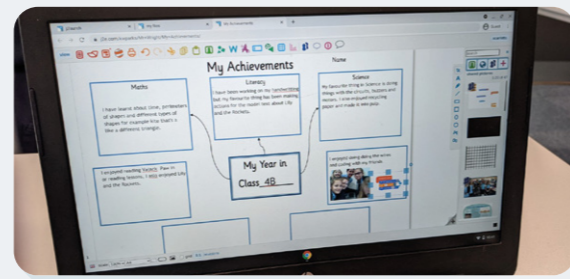

Watch a video



**Richmond Park School**

@RichmondParkCPS - 3 Mar


Some children in #NonRPS chose to write an account of a favourite sport or team on J2e using non-fiction books #DCFRPS



**P Wright**

@WrightICT - 30 Jun


Y4 @KingswoodParksP have been using #J2E5 to record their reflections of the past year. Neat use of a QR code by some too. Thanks to @ICTmagic for the original idea.



**Westacre Middle**

@WestacreMiddle - 30 Sept


Year 6 creating quiz games about themselves on @just2easy\_com then sharing with their classmates. #inspire #challenge #achieve



**Daniel Cooper**

@DeputyDCooper - 15 Sept

#PenfroRPS using #J2E @just2easy\_com to present knowledge about teeth and oral hygiene for our @cornerstonesedu topic.



# j2pdf

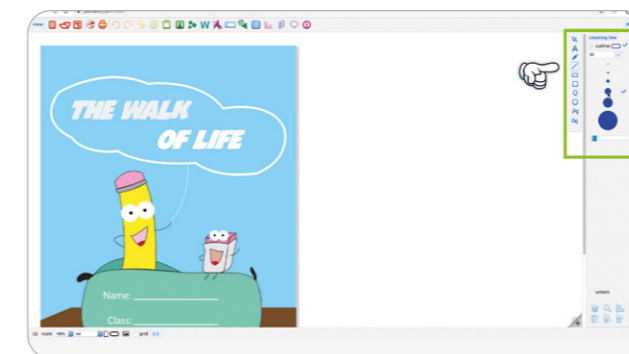


See a demo

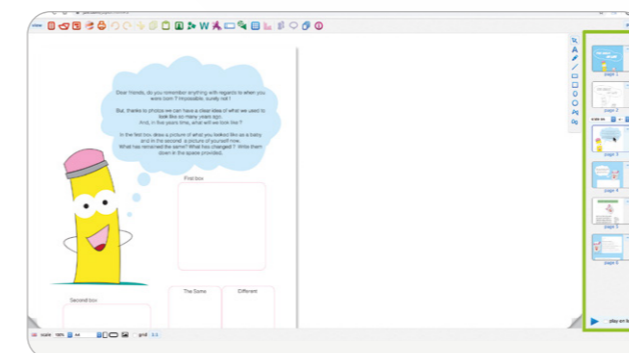
## A new way to store and annotate your pdf files.

### Pdf files in the cloud.

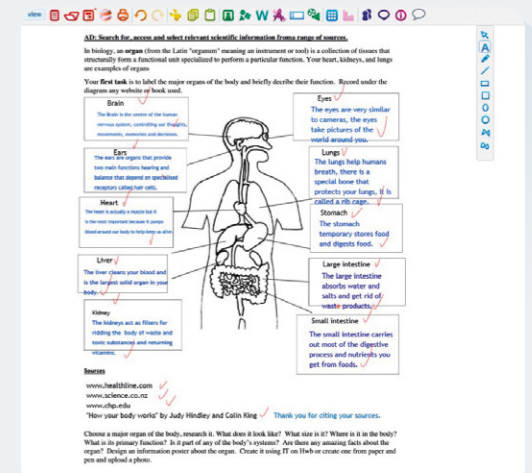
With j2pdf, your old pdf based lessons have a new life. Simply upload them into the cloud with j2pdf and the files can easily be shared with your school, class or individual learners, or teachers. Once in j2pdf, the pdf can have text, graphics, sound, or video added easily.



The annotated work can be blogged at the click of a button to help engage learners.




Multiple pdfs can be merged into one document, and pages easily moved, or deleted.



**St Helen's RCP**

@StHelensRC - 13 Jan

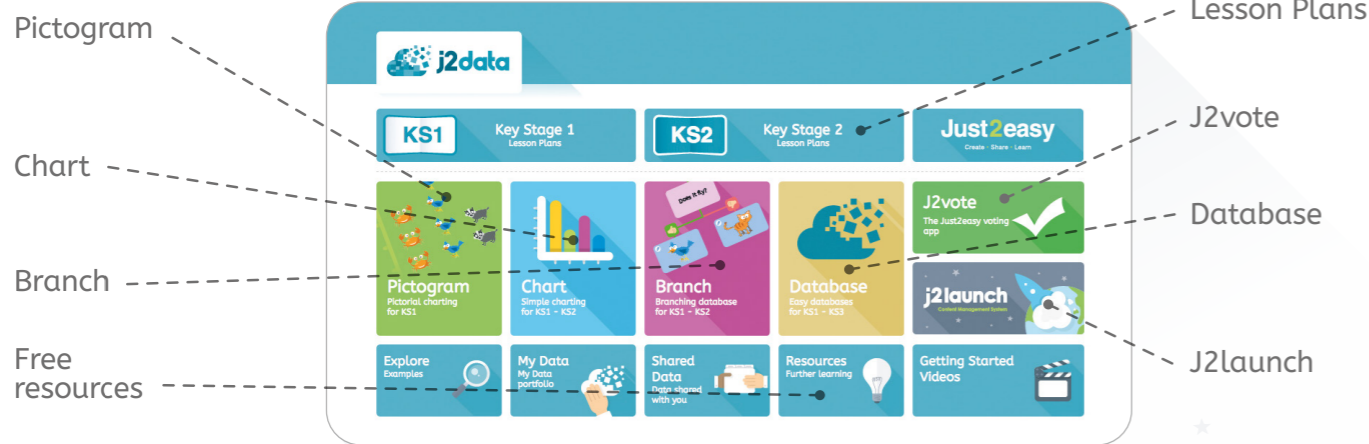
Receiving some good quality Remote learning work from Yr 6. This pupil noted that she had to cite her sources and used J2PDF tools thoughtfully to write the organs and their functions in different colours. Keep it up Lilliana.



Watch a video



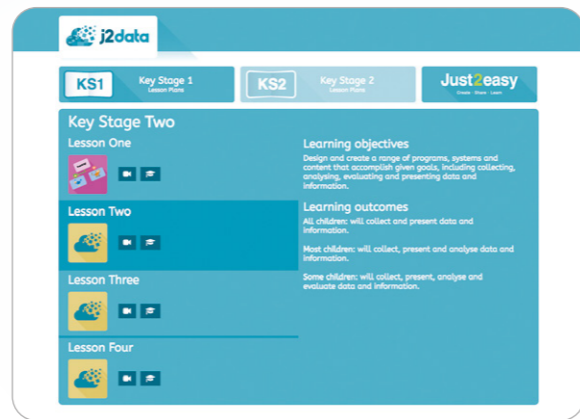
# A new way to organise data.



## Help to get started with j2data in your class.

J2data includes detailed lesson plans, examples and videos, to help you get started with using the tools in your class. The lesson plans can easily be modified around whatever topic your class is currently working on.

Starting with the youngest learners using pictogram, then progressing through chart, branch and database, there is a tool appropriate for every age from 4 years up.



## J2data helps to support many different subjects across the curriculum.

| English | Maths | Science | Computing | History | Geography | Art & Design | D & T | Languages | Music | Cross Curricular |
|---------|-------|---------|-----------|---------|-----------|--------------|-------|-----------|-------|------------------|
|         | ✓     | ✓       | ✓         | ✓       | ✓         |              |       |           |       | ✓                |

**Tool Suite**



## Pictogram.

Pictogram is a fun introduction to data handling. Learn to tally the number of pets, fruits etc. Work with the examples provided or use you own.



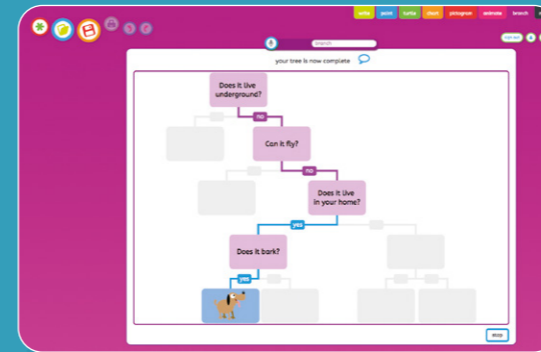
## Chart.

Chart gives the simplest introduction to line, block, pie and bar graphs. Easily mix one or more charts together.



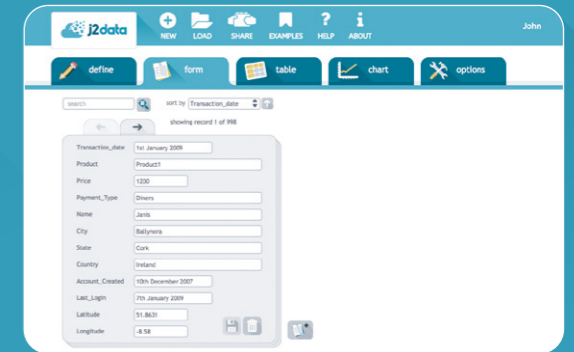
## Branch.

Branch brings sorting and sequencing to life by making it very simple for pupils to create their own branching database. Select a group of images or words and use yes/no questions to sort them and create a branching database. Once created, the database may be "played". You will then be asked a series of yes/no questions. At the end of the sequence the image that matches all of the answers is displayed.



## Database.


Database is an exciting online database program designed for education with the power of a commercial database. It enables pupils to easily create online databases that have real purpose. It is multi-user and information may be shared in an e-safe environment. It encourages students to understand the relationships between the information being gathered and presents it in a variety of ways including tables and charts. Database can handle rich media such as video, sound or graphics.



## Penllergaer Primary

@PenllergaerP - 6h


Using j2data to produce a collaborative database on the Solar System! #hwbdysgu @just2easy\_com #ppsict





See more

# Learn and create custom programs.



## JIT turtle.

Use lesson plans from Y1-2

JIT Turtle is aimed at the youngest learners and starts to introduce all of the important concepts of programming. Pupils begin by simply clicking on on screen **turtle** or **sprite** to move it, turn it or put a pen up or down. As well as moving the sprite it builds up a simple program as a series of commands in a separate window. As a user becomes more confident they can move to advanced mode where the turtle does not perform the actions until the program is run. This is a perfect compliment to motorised **floor turtles** or other activities.



## Visual.

Use lesson plans from Y3-6

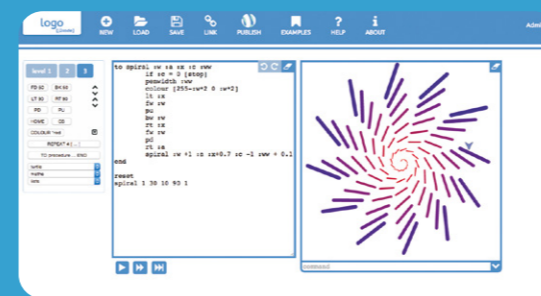
The Visual programming engine is a familiar, block based programming tool which works on any modern computer or tablet. Starting with the simplest of programs, pupils can progress to a high level of sophistication which will keep them engaged and motivated. Teachers can share scripts with the class easily creating differentiated learning activities. There are 3 differentiated levels and an additional LEGO® We Do™ plugin. Levels enable pupils to work independently without unnecessary clutter and distraction of script that they do not understand or need.



## Logo.


Use lesson plans from Y3-6

The Logo programming engine enables pupils to build varied and mathematically challenging scripts. The differentiated levels allow pupils to continue on from JIT turtle applying what they have learnt in a new context. Level 3 encourages users to work independently or for teachers or pupils to create examples for sharing with the class.



## Free resources.

J2code gives you some of the best free resources that are available on the web to use with your class. Try the hour of code from Code.org if you want a quick way into learning Visual code before you use Visual with the pupils.



## Lesson Plans.

A series of lesson plans to help introduce the coding curriculum to your pupils.



## 'Scratch' import.

Import Scratch files that you have made public into MyFiles and add learning conversations to them or embed them in our digital paper, j2e5.



## Compatible with BBC Micro:bit

You can use your BBC micro:bit for all sorts of cool creations, from robots to musical instruments – the possibilities are endless.

The BBC micro:bit has an awful lot of features, like 25 red LED lights that can flash messages. There are two programmable buttons that can be used to control games. The BBC micro:bit can detect motion and tell you which direction you're heading in – clever!

# j2blast

## Games to make learning fun.



See a demo 

### TTblast

Making times tables fun.



**GO Practice**  
Practice your times tables and division



Personal best  
Provide Gamer Rewards!

Included in  
**j2blast**

### Go Live



Play and race your friends in real time!



Track Pupil Progress

### Exciting games based learning.

Smash your SAT's, Spellings and Multiplication Tables. Check (MTC) with j2blast games for pupils at school and at home. Track pupil progress and reward star gamers!

### Progress to earn new characters.

As the users progress, they earn points which unlock new premium pirate based characters. This makes learning fun and increases motivation.

### Always a challenge.

If no other live players are waiting for a game, robots take over, so it always appears that there are multiple players. The scoreboard shows your place in the class, school and world.

### Feedback.

Teachers can see detailed information about the achievements of their pupils as well as which aspects they have found difficult.

### Spellblast

Games to improve your spellings.

### Making spelling fun.

Spell blast encourages pupils to learn spellings while they do what comes naturally; play and compete against each other. As they progress through the levels, the words automatically adjust to the pupils' ability so that they never find them too easy or too difficult.



| Place | World        | Score |
|-------|--------------|-------|
| 1     | Mr [Name]    | 1,735 |
| 2     | Ben Read     | 435   |
| 3     | Sophia Jiz   | 399   |
| 4     | Burham       | 140   |
| 5     | Gastrolivens | 105   |
| 6     | Admin        | 11    |





# Showcase amazing student work.



Share student work with an authentic audience.

J2webby gives students an authentic audience of classmates, parents or children from around the world for any of their work created in just2easy. Sharing their work and receiving real peer feedback provides student motivation and raises the standard of student work.

Celebrate student work and achievement quickly and easily. Students chose their work for publishing, enabling teachers to moderate and publish their work safely. Teachers must approve any comments made on student work.



## Authentic reading opportunities.

Interact in multimedia texts with students from around the world. Provides students with meaningful writing and presentation activities that promote learning and shared understanding



# The writing revolution for your school.

A powerful multi-site, multi-user blogging platform.

## The easy way to create websites and blog.

J2bloggy comes packed with features including ample storage, themes, plugins and the all important back up. We have also included a lite version of our BETT award winning j2e5 editor just to give your sites that little bit of extra innovation, ease of use and power.


- Create a platform to develop pupil voice
- Promote standards of literacy and encourage peer review
- Writing with a purpose with a real audience for all aspects of the curriculum
- Encourage pupils to safely develop an understanding of digital literacy
- Enable safe collaboration, creativity and peer feedback with a world wide community
- Create elegant and informative websites easily
- Keep Governors up-to-date with their own site detailing projects and sharing documents

E-safe, secure and fully supported.



## World class features.

- ✓ Unlimited student websites
- ✓ Free hosting and expertly backed up
- ✓ E-safe for education
- ✓ Easy comment moderation
- ✓ Password protection for pages and posts
- ✓ Easy teacher page management
- ✓ Keyword whitelisting
- ✓ Blocks spam and hackers
- ✓ Hide from search engines
- ✓ Integrates with SSO



# j2office

See a demo



## Office apps made for teaching and learning...

...that will save you time



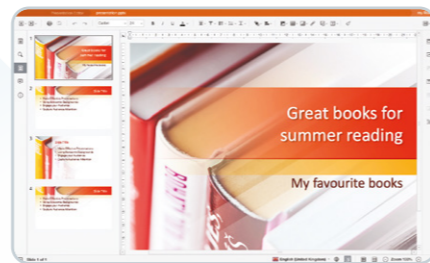
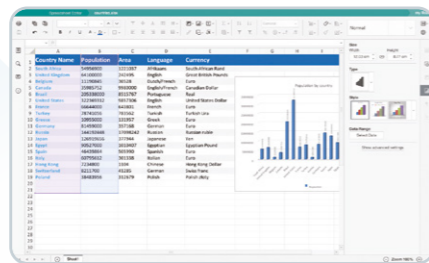
writer



spreadsheet



present



### Documents in the cloud.

Never lose your work and no memory sticks needed! Create, edit and share your docs in the cloud - from any device.

### Compatible with Microsoft Office.

Drag and drop your Office files into j2e then get working on your edits, or share and collaborate from any device.

### Designed for Education.

With safe image searches, auto save to pupil portfolios, real-time collaboration and assessment built in, j2office truly saves teacher time and effort.

# j2review

Evidencing progression

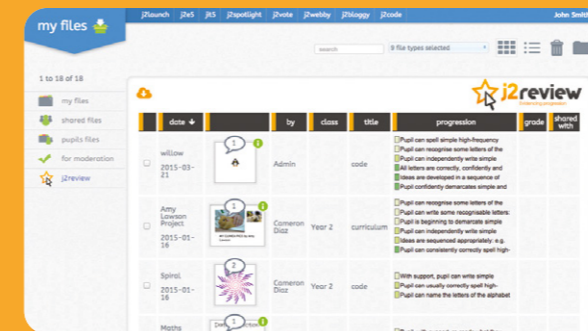
## Evidence, Assess and Report.

### Capture learning observations.

Never miss a learning moment by capturing and evidencing pupil work safely from any device, including photos and videos.

### Track pupil progress.

Children's personal work is stored safely in their eportfolio. Map their work to progression framework statements and track their coverage of the curriculum and progress.



Get real-time progress for every pupil and easily collate pupil, class or whole school evidence of deep curriculum impact.

### An organised approach to evidence gathering.

Quickly move from a scenario where teachers are documenting evidence in different ways. J2review enables a much more strategic approach where you can capture, store and present evidence in a central organised and consistent way.

### Enabling schools to monitor Pupil Premium evidence.

- Evidence pupil progress
  - Video
  - Audio
  - Photo
  - Writing
  - Drawing
- Map pupil work to progress frameworks
- Add additional evidence
- Provide feedback in written, oral or multimedia format
- Download reports for evidence
- Share progress to the family

Tool Suite



**RISING STARS**  
Teach \* Learn \* Shine  
Rising stars progression frameworks come as standard.

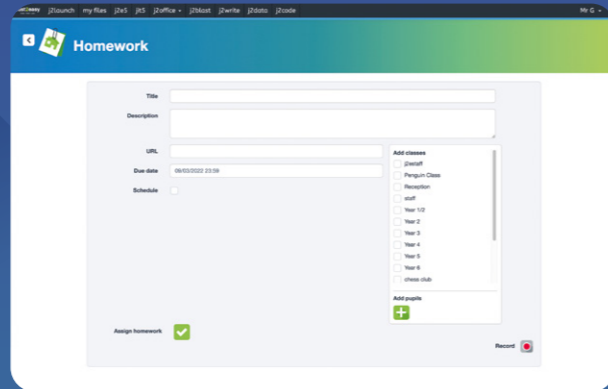
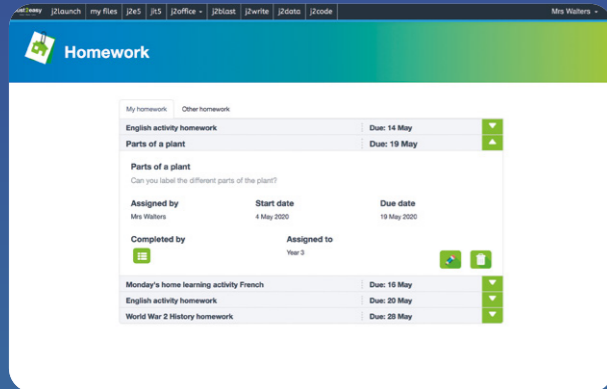


# j2homework

## Set work, engage pupils, save time.



Watch a video



### Assign, track and assess homework.


- Engage pupils with audio, video or written tasks
- Share files for pupils to see and use instantly
- Manage school-wide pupil workload

### Saving Teacher Time.

Save teacher time with pupil assessment, realtime feedback and a handy homework scheduler.

### Make homework accessible.


Engage pupils in activities quickly and easily. A clear set of instructions with audio options. Including files to use and work in for submission.



### Miss Jones

@MissJonesTeach - 20 Apr

Another day, another ICT first in Elm class. Using J2homework feature on @just2easy\_ com to access a teacher set task to find & highlight features of Newspapers as part of our latest literacy genre. The children continue to amaze me #ambitiouscapable

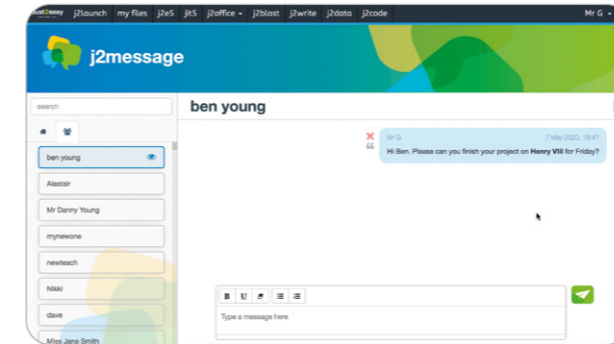


# j2message

## eSafe class communication.

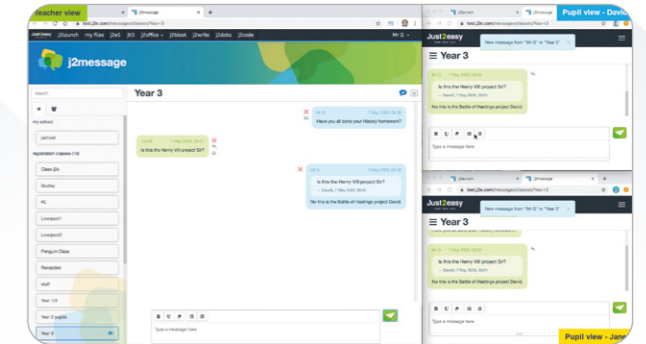


See a demo



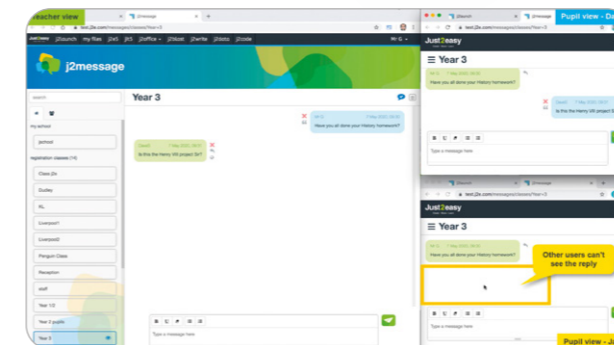
### Instant Messaging.

J2message is an instant messaging tool, enabling teachers to communicate with pupils, classes or the whole school. Great for announcements, class reminders and supportive feedback.



### Collaborative Chat.

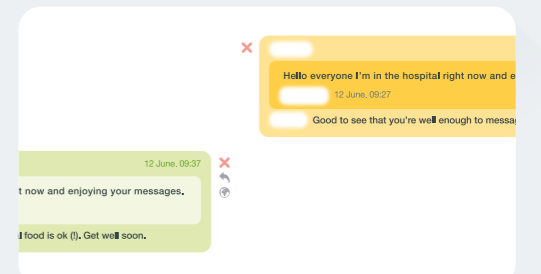
Select which pupil's chat comments to share with the group to ensure focus remains on the discussion topic.



### Safeguard Your Class Conversations.

Safe communication is our priority, providing a safe space for real-time announcements, comments and discussions.


Monitor, moderate and export any chat from within the safe j2message system



### P Wright

@WrightICT - 12 June

What a splendid use of #j2message @KingswoodParksP Pupil wellbeing in action.





See a demo



# Pupil rewards system.

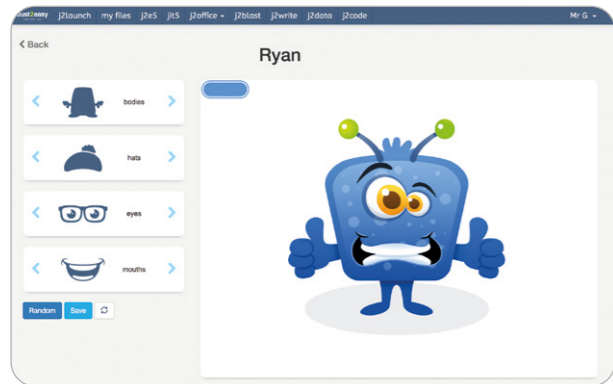


## Encourage and motivate pupils.

Encourage your pupils for any kind of values and accomplishments.

## Also includes:

A handy class timer, whole class rewards and a student randomiser.



## Create an avatar.

Support pupil emotional wellbeing with pupil avatar creation including emotions and expressions.



**Pembrey Primary**  
@PembreySchool - 11 June  
Congratulations to our year 2 children who have reached 250 j2stars! @just2easy\_com



Watch a video

# Promoting parental engagement

## A simple way for schools to stay connected with parents and carers.

Through the Parent Portal, Parents/carers are able to view their child's completed work, the homework activities set for them, j2stars awarded and j2messages received. The Parent Portal also allows parents to support their child/ren by uploading their own comments and media.

## Easy setup


The Just2easy Parent Portal is an optional extra for schools. Easy to set up, with an automated email invite system, schools can be sure that only invited parents/carer's have access. Multiple parents/carers can be linked to individuals as well as siblings.

## Safe and secure

All data is secure and compliant with GDPR. Families will only receive news specific to their child/ren's work.

## Staying connected

New Just2easy messages will initiate an email notification, ensuring families don't miss a thing!





Follow us on Twitter  
[@just2easy\\_com](https://twitter.com/just2easy_com)




“ Having invested in both the JIT5 tools for Foundation and KS1 and j2e5 for KS2, 3 and 4 we know we have a comprehensive selection of innovative online tools that can be used in a wide variety of contexts to suit many different aspects of the curriculum. ”

*Bob Usher, Content Manager, London Grid for Learning.*

“ J2e5 is a catalyst for creativity. J2e5 is an intuitive resource, pupils and staff can create impressive documents within minutes. ”

*John Davies, Learning Futures Adviser, Dudley Grid for Learning*



# Just2easy



[support@j2e.com](mailto:support@j2e.com)



[just2easy.com](https://www.just2easy.com)



01335 370579

Please call our friendly team to book a demo or to purchase.